

Sink S4001



Kitchen Sinks

Code: 3367 050



DETAILS

Edge/Installation Type	Flush-mount Top-mount
Material	AISI 304 stainless steel
Texture	Brushed in line
Finish	Foster brushed
Base	90 cm
Dimensions	860 x 520 mm
Bowl dimension	800 x 400 mm
Width	86 cm
Built-in hole	View technical data sheet

Number of bowls	1 bowl
-----------------	--------

Drainer	No
---------	----

Standard fittings	Fixing hooks, gasket, drain, overflow and siphon, boxed packing
-------------------	---

Mixer holes	2 standard holes - 3rd and 4th holes on request
-------------	---

Waste fitting	Drain with automatic control SPACE
---------------	------------------------------------

FEATURES

Automatic waste fitting	The waste-fitting with round remote knob is supplied; a practical accessory which makes it unnecessary to get wet in order to drain the water from the bowl.
-------------------------	--

Deep bowls	This bowls reach an important depth, over 20 cm, thanks to the advanced production technology, that can be offer great capieny and practicity in all the washing operations.
------------	--

Double mixer hole	The large tap counter is already fitted with a series of 2 tap holes. In the second hole it is possible to install the remote control of the automatic drain or, alternatively, a practical soap dispenser.
-------------------	---

High thickness	1mm thick steel. A significant thickness, which guarantees the maximum sturdiness and durability.
----------------	---

Perimetral overflow	The overflow is always a security on the Foster sinks that prevents the overflow of water in case of oversights. The perimeter drain solution improves aesthetics thanks to its square and essential shape.
---------------------	---

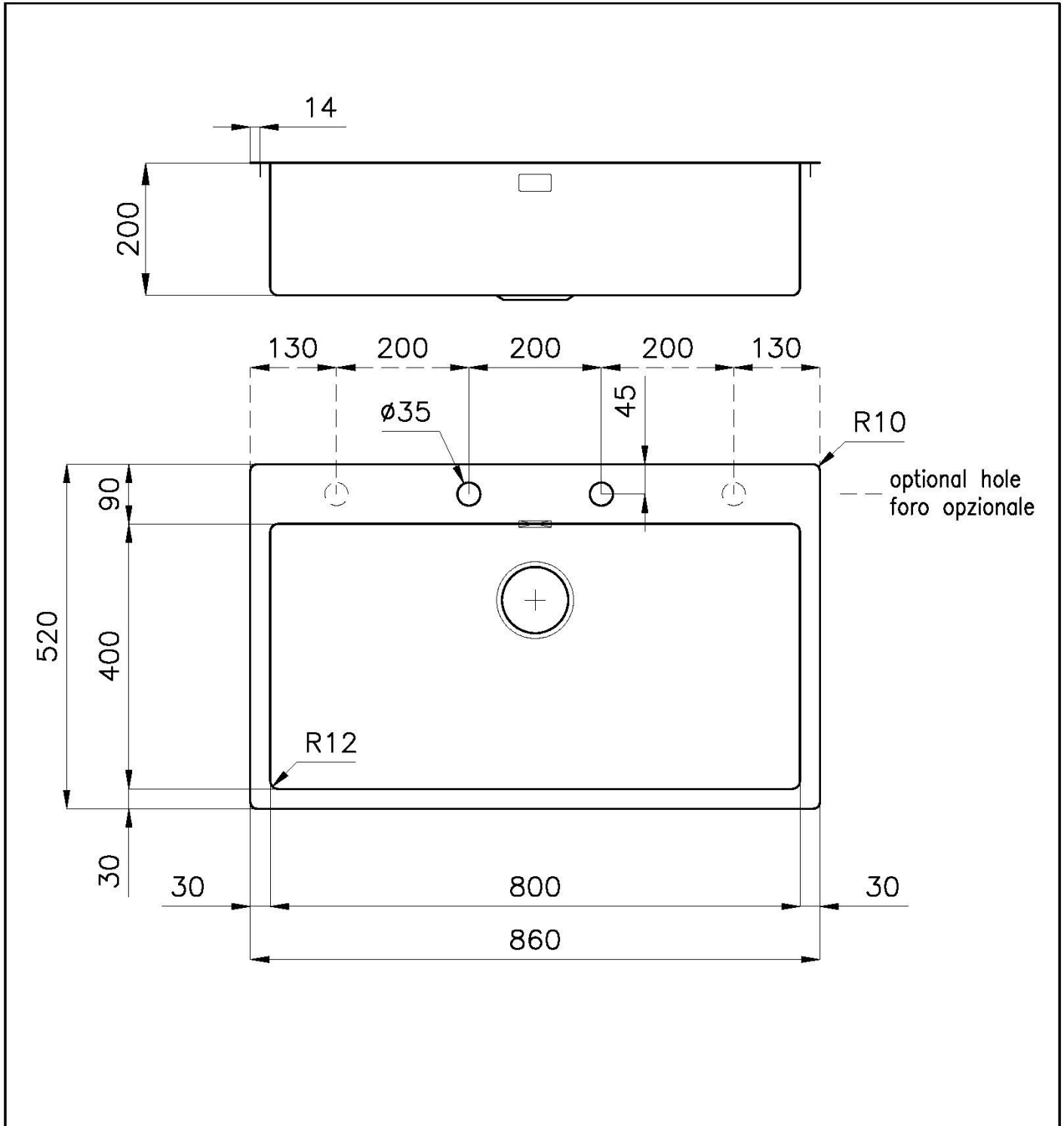
Save space system	Drain and siphon are designed to leave as much space as possible in the under-sink area, more and more useful today for theseparate waste collection systems.
-------------------	---

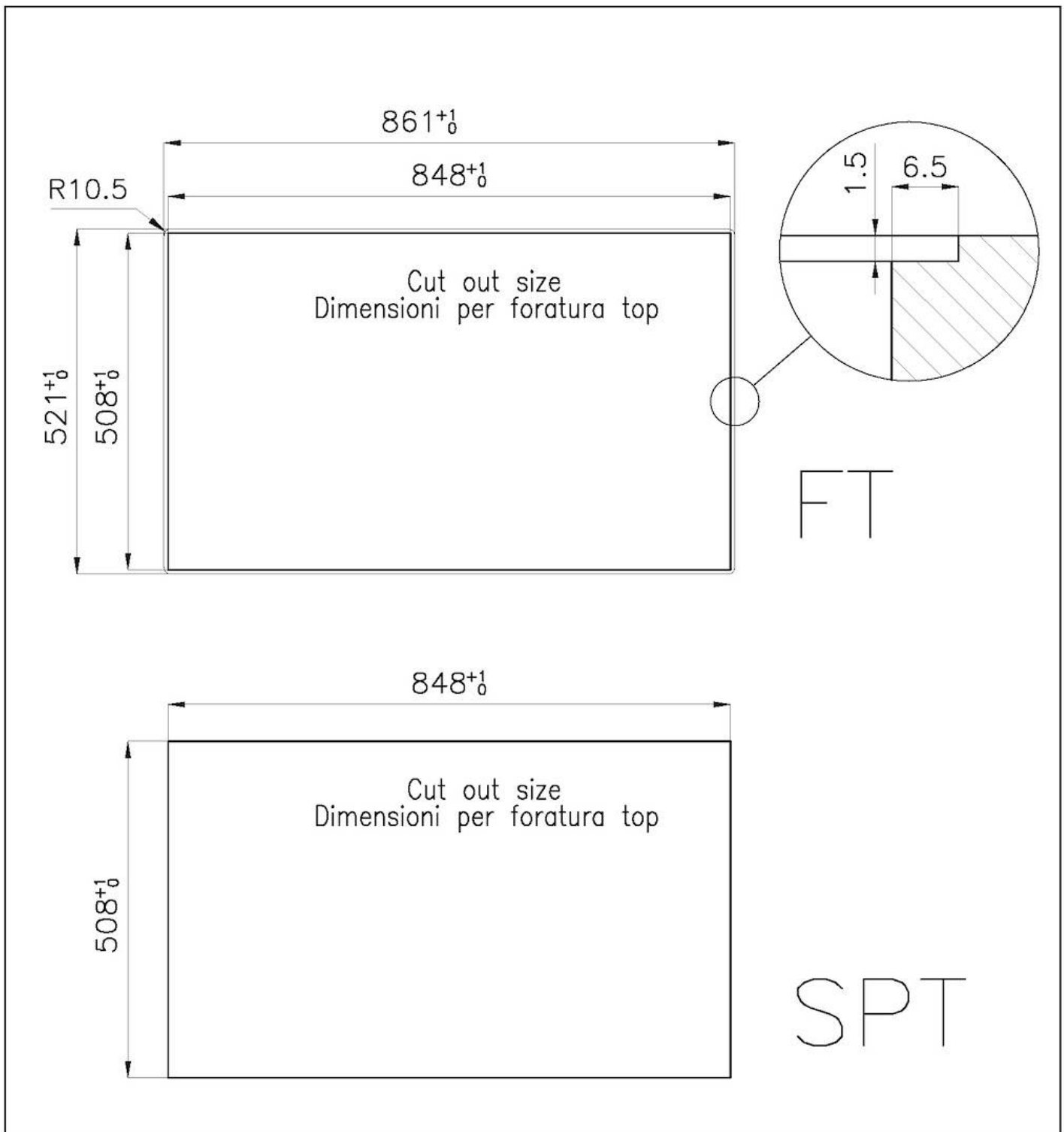
Small radius	Bowls with squared shapes with a modern design and an increased capacity, for a minimal aesthetics connected with an extreme practicity.
--------------	--

Space waste fitting

The elegant SPACE steel cap closes the drain and leaves no visible residues collected in the basket below. Space also has a small footprint and allows the optimal use of the under-sink compartment.

TECHNICAL DATA





GALLERY



EQUIPMENT

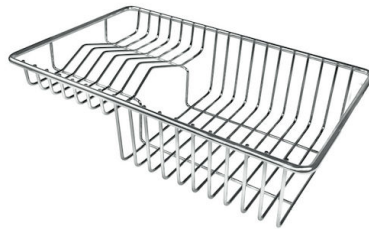


Space automatic waste fitting - PA
8407 108

OPTIONAL ACCESSORIES



HPDE Twin chopping board
8644 101



Stainless steel plate rack
8100 303
* only in combination with the accessory
8644 101



Black grid
8100 617



Cestello inox
8612 000



Glass chopping board
8631 300



Graters kit with ring-holder and food collection tray
8159 101
* only in combination with the accessory
8644 101



HDPE Chopping board
8657 001



**Iroko-wood sliding chopping board
with stainless steel colander**
8644 044



Stainless steel basket
8611 000



Stainless steel perforated tray
8151 000
* only in combination with the accessory
8644 101



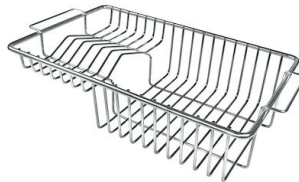
**Stainless steel perforated tray PVD
Copper**
8151 008



**Stainless steel perforated tray PVD
Gold**
8151 009



**Stainless steel perforated tray PVD
Gun Metal**
8151 006



Stainless steel plate rack
8100 201



White bowl
8153 100

RECOMMENDED PAIRINGS



Mixer Tap Play
8487 000